

Cal State Apply Overview, Instructions and Tips

Agenda

- Current application status
- Quick overview and highlights of Cal State Apply
 - California College integration
 - EOP Application
- Tips for completing the application
- Instructional links
- Support resources for applicants & counselors

Current Status of Cal State Apply

- Large scale technical implementation
- Deployed with a June 1 go-live date purposely
 - Less than a year after signing the vendor contract
- Applicants have successfully submitted over 50,000 applications for the Fall 2017, Winter 2018 and Spring 2018 terms
- Improvements and testing for the Fall 2018 application are still underway
- Additional enhancements and improvements will continue

Application Highlights and Improvements

- One application for all applicant types
- Applicants may apply to multiple campuses in one transaction
- Integrated EOP Application and Recommendations
- Automatic GPA Calculation
- Applicant Support options, including Chat

Applicant launch screen

Welcome to The California State University

Thank you for your interest in The California State University. We hope you will find the online application process to be comprehensive and easy to navigate. You do not need to complete the online application all at once. You may access your application and change your answers as many times as you like by using your login credentials from any computer with internet access. Your application can be completed online and submitted electronically once you have entered the required information.

Please Note:

If you previously created an account on CSUMentor you will need to create a new account for Cal State Apply.

If you are looking to apply to a prior term, Winter 2018 or Spring 2018, please click [here](#) to open the application.

Sign in with your username and password below. First time here? Select Create an Account to get started.

[Forgot your username or password?](#)

Below is the current information used to create your account. If you need to update or change any of the information, click on 'Edit' or 'Changes' below.

Education

What level of degree are you seeking?

- Undergraduate Graduate, including Credential and Certificate Programs

Which of the following best describes you?

- Graduating High School Senior or equivalent

Have you taken and earned college credits through a community college or university?

- Yes No

- Transferring with an Associate Degree for Transfer (AA-T, AS-T) from a California Community College
- Transferring from a California community college or from another two-year or four-year institution
- Seeking a second Bachelor's Degree

Have you previously attended a CSU campus and are returning to complete that earlier program of study?

- Yes No

U.S. Military Status

Indicate your anticipated U.S. Military Status at time of enrollment

Not a Member of the Military

U.S. Citizenship Status

U.S. Citizenship Status

None

Extended Profile

At the time of Admission or Transfer

AB540 applicants select "None"
International applicants select Non Resident

Select at least one program to start your application. You can add additional programs from the Add Program tab at any time before the submission deadline.

Application fees for some undergraduate programs may be waived based on eligibility. Once you have completed your application, please click on the Submit Applications tab to review your fee waiver status. For more information, please view the applicant instructions and FAQs in the upper right corner.

Campus	<input type="text" value="Humboldt State"/>	Delivery Format	<input type="text" value="Delivery Format"/>
Location	<input type="text" value="Location"/>	Start Term	<input type="text" value="Start Term"/>

Show Available Programs Past Programs Future Programs Reset Filters

PROGRAM NAME	DEGREE TYPE	DELIVERY FORMAT	LOCATION	SOURCE	TERM	DEADLINE (PDT)
--------------	-------------	-----------------	----------	--------	------	----------------

Humboldt Extension

+	Interdisciplinary Studies - Leadership Studies	BA	Online	Online	Extension	Spring	09/30/2017
-------------------	--	----	--------	--------	-----------	--------	------------

Humboldt Undergraduate

+	Anthropology	BA	Face to Face	Main Campus	Campus	Spring	09/30/2017
<input checked="" type="checkbox"/>	Art - Art Education	BA	Face to Face	Main Campus	Campus	Spring	09/30/2017

- Programs available are based on Extended Profile
- Will only see programs that are open at time of application
- Use the Application Dates and Deadline page

Application Dashboard

The screenshot displays the CSU Application Dashboard. At the top left is the CSU logo and name. The top right shows the user's name 'April Grommo', CAS ID '4413631555', and a 'Sign Out' button. Below the header is a navigation bar with 'My Application', 'Add Program', 'Submit Application', and 'Check Status'. The main content area features a 'My Application' section with a description and a 'View My Notifications' button. To the right, a 'Getting Started?' section includes an 'Enter My Colleges' button and a progress grid for four categories: Personal Information (0/7), Academic History (0/4), Supporting Information (0/5), and Program Materials (1/1).

CSU The California State University

April Grommo
CAS ID: 4413631555 [Sign Out](#)

My Application Add Program Submit Application Check Status

My Application

This dashboard is your application home providing access to each part of the application you need to complete and a high level overview of your progress.

Latest Notifications
[View My Notifications](#)

Getting Started?
Speed up your application by entering your colleges attended first. [Enter My Colleges](#)

Category	Sections Completed
Personal Information	0/7
Academic History	0/4
Supporting Information	0/5
Program Materials	1/1

California Colleges Integration

- Both CSU and California Colleges launched new applications in June with very aggressive timelines, two new vendors and new technology.
- CCGI, CSU and our two vendors are working around the clock to ensure that the integration between the two systems is live and fully functional on October 1st.
- Should we face any delays - We will post a message within the Cal State Apply application asking applicants to check back later to use this functionality. Applicants will be able to work on other portions of the application during this period.

California Colleges Integration

Watertown UNIVERSITY Judge Dredd CAS ID: 3487767607

My Application | Add Program | Submit Application 0 | Check

High School Attended

0/5 Sections Completed

High Schools Attended

- High School Coursework
- A-G Matching
- Standardized Tests
- AP (Advanced Placement)
- CLEP (College Level Examination Program)
- IB (International Baccalaureate)

Please add information about the high school where you obtained your college degree (or will soon receive your degree). If required by the schools you are applying to, be sure to request a transcript by filling out the Transcript Request Form.

Graduation Status

Have you received or expect to receive a High School Diploma or High School Equivalency?

High School Diploma High School Equivalency

Save

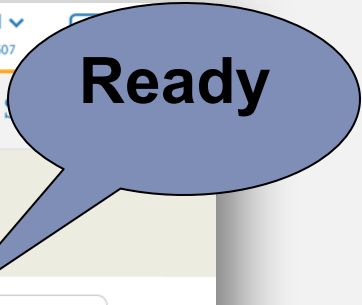
My High Schools

+ Add a High School

Use your CaliforniaColleges.edu account to add high school transcript information to your application.

[Show Me How](#)

Ready



California Colleges Integration

— CAL STATE —
APPLY

Jason McFarland
CAS ID: 6064641806

My Application Add Program Submit Application 0 Check Status

High Schools Attended

0/9 Sections Completed

High Schools Attended

High School Coursework

A-G Matching

Standardized Tests

AP (Advanced Placement)

CLEP (College Level Examination Program)

IB (International Baccalaureate)

Please add information about the high school where you obtained your college degree (or will soon receive your degree). If required by the schools you are applying to, be sure to request a transcript by filling out the Transcript Request Form.

Graduation Status

Have you received or expect to receive a High School Diploma or High School Equivalency?

High School Diploma High School Equivalency

Save

My High Schools

+ Add a High School

COMING SOON

CALIFORNIA COLLEGES.edu
DISCOVER. PLAN. LAUNCH.

California residents, in the near future, you will be able to use your CaliforniaColleges.edu account to add high school transcript information to your application.

Please check back soon.

Delayed

EOP Application

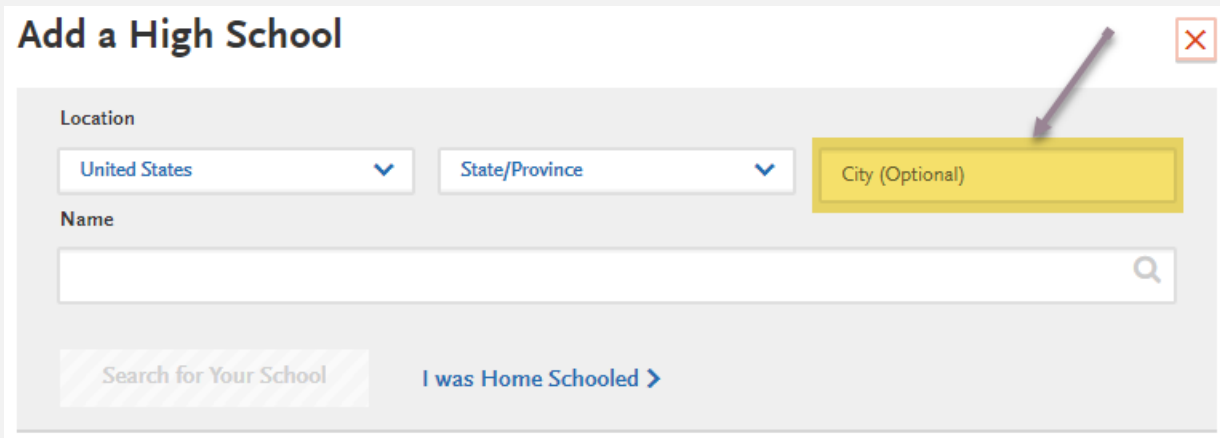
- Application appears in the first quadrant – Personal Information
- If “Are you Interested in EOP?” is answered Yes, EOP tile will appear
- Applicants should be prepared with Parent/Guardian information as well as recommender information
- Applicants are encouraged to submit the EOP application at the same time as their application for admission
- If an applicant changes their mind they can call Cal State Apply Support until January 15th to apply

EOP Application – cont.

- Should applicants not check that they are interested in applying for EOP
 - If all parents education is 2 year college graduate or less *and*
 - Income information meets EOP eligibility *and*
 - Meets residency requirements, *then*
 - EOP Message during application submission:
 - “Based on the information you provided, you may be eligible for EOP and are encouraged to Apply”

Applicant tips for Freshmen applicants

- High Schools attended tile
 - Applicants should enter the city of their high school to minimize the results list



The screenshot shows a form titled "Add a High School" with a close button (X) in the top right corner. The form is divided into two main sections: "Location" and "Name".

Location: This section contains three input fields. The first is a dropdown menu with "United States" selected. The second is another dropdown menu with "State/Province" selected. The third is a text input field labeled "City (Optional)", which is highlighted in yellow and has a purple arrow pointing to it from the top right.

Name: This section contains a single text input field with a search icon (magnifying glass) on the right side.

At the bottom of the form, there are two buttons: "Search for Your School" and "I was Home Schooled >".


Applicant tips for Freshmen applicants

- High School Coursework
 - Applicants will enter their coursework by grade level
 - Check the green check box at the end of each line to save the entry
 - Applicants may enter any portion of the course title as it appears on their transcript

9th Grade 2014-2015 at LONG BEACH POLYTECHNIC HS

COURSE TITLE	FALL	SPRING	COURSE TYPE
English 1-2	A	A	None


Example: English 9A Ex: A Ex: A Select Course Type



10th Grade 2015-2016 at LONG BEACH POLYTECHNIC HS

COURSE TITLE	FALL	SPRING	COURSE TYPE
Algebra 2	A	A	None

Example: English 9A Ex: A Ex: A Select Course Type



Applicant tips for Freshmen applicants

- A-G Matching
 - All courses reported should have an A-G category assigned

▼ 9th Grade 2014-2015 WOODROW WILSON HIGH SCHOOL				
Course Title	Grades	Years	A-G	
English 1-2	A, A	1	B	
Algebra 1-2	A, A	1	C	

Applicant tips for Transfer applicants

- Colleges Attended tile
 - Applicants should select the appropriate degree that will be earned, if applicable
 - Applicants should enter the last date of attendance
- Transcript Entry
 - Applicants will enter their courses by term
 - Subject should be selected using the pulldown to what most closely matches the course
 - Enter repeated courses noted on the transcript with a grade of RP
 - Enter Academic Renewal courses with a grade of AR
 - Enter AP & IB exams with CR grade

Program Materials

- CSU Campus Specific Questions
- Program/Major Overview
 - Link to campus program website
- Impaction Related Questions
 - Prerequisites based on Course Entry
- Document Upload
 - Unofficial transcripts



Will Automatically Turn Green If there are no Campus Supplemental Requirements

Application Fee Waiver tips

- Are you an Undergraduate or Graduate applicant?
 - **Graduate applicants not eligible**
- Are all four quadrants of your application complete, with a green circle and check mark?
- On the Personal Information quadrant, in the Citizenship/Residency Information tile, what is your Citizenship status?
 - **International applicants not eligible**



Application Fee Waiver tips – Cont.

- On the Personal Information quadrant, in the Citizenship/Residency Information tile, what state do you regard as your permanent home?
 - **Non-CA residents are not eligible**
- If all of the previously listed items are accurate, the application fee waiver will appear on the Submit Applications tab, if eligible

The screenshot shows a navigation bar with four tabs: "My Application", "Add Program", "Submit Application" (with a red notification icon), and "Check Status" (with a dropdown arrow). Below the tabs is a summary table with the following data:

Review your program selections here, check on status of individual program tasks, and pay for your programs selections.			
Once your application is submitted, no changes or refunds can be made.			
APPLICATIONS READY FOR SUBMISSION	TOTAL FEE(S)	CHECK MY FEE WAIVERS	Submit All
1	\$55		

A red arrow points to the "CHECK MY FEE WAIVERS" button in the table.

Instructional Resources for Applicants

- Available Now
 - Transfer Student Application and Coursework entry Guides – Now available at www.calstate.edu/apply/transfer
- Coming Soon
 - First-time Freshman Coursework entry guide
 - Instructional Videos
 - Frequently Asked Questions documents

Support Resources for Applicants



New Applicant ▾

CAS ID: 9420810663

Sign Out

2

Email. We'll respond ASAP!

Instructions and FAQs

Status

Home

Cal State Apply Applicant Help Center

Welcome to the Cal State Apply Applicant Help Center!

- [Click here](#) for customer service contact information.
- [Click here](#) to start your application.
- For help in Spanish, [click here](#). (Por ayuda en Español, haga clic aquí.)
- Got Feedback? [Click here](#) to help us improve your experience.

Starting Your Cal State Apply Application



Get started with an overview of the process, important dates and fees, and contact information.

- Getting Started with Your Cal State Apply Application
- Creating and Managing Your Cal State Account
- Add Cal State Apply Programs

Filling Out Your Cal State Apply Application



Complete the application's four core sections: Personal Information, Academic History, Supporting Information, and Program Materials.

- Cal State Apply Personal Information
- Cal State Apply Academic History
- Cal State Apply Supporting Information
- Cal State Apply Program Materials

Live Chat

Instructional Resources for Counselors

- Counselor Resources page
 - <https://www2.calstate.edu/attend/counselor-resources>
- **NEW** Counselor Portal
 - www.Counselors.Calstate.edu
 - Instructional Videos
 - Upcoming Deadlines
 - Application News

Sandbox Application

Geared towards Counselors who would like to learn more about the application, and become familiar with the types of questions your applicants may ask

<https://calstate.sandbox.liaisoncas.com/application-ux/#/login>

- Please note: The Sandbox environment will be refreshed periodically

We want to hear from you

- Do you have suggestions, requests and concerns?
- Questions during the application cycle?

Email us at **calstateapply@calstate.edu**

